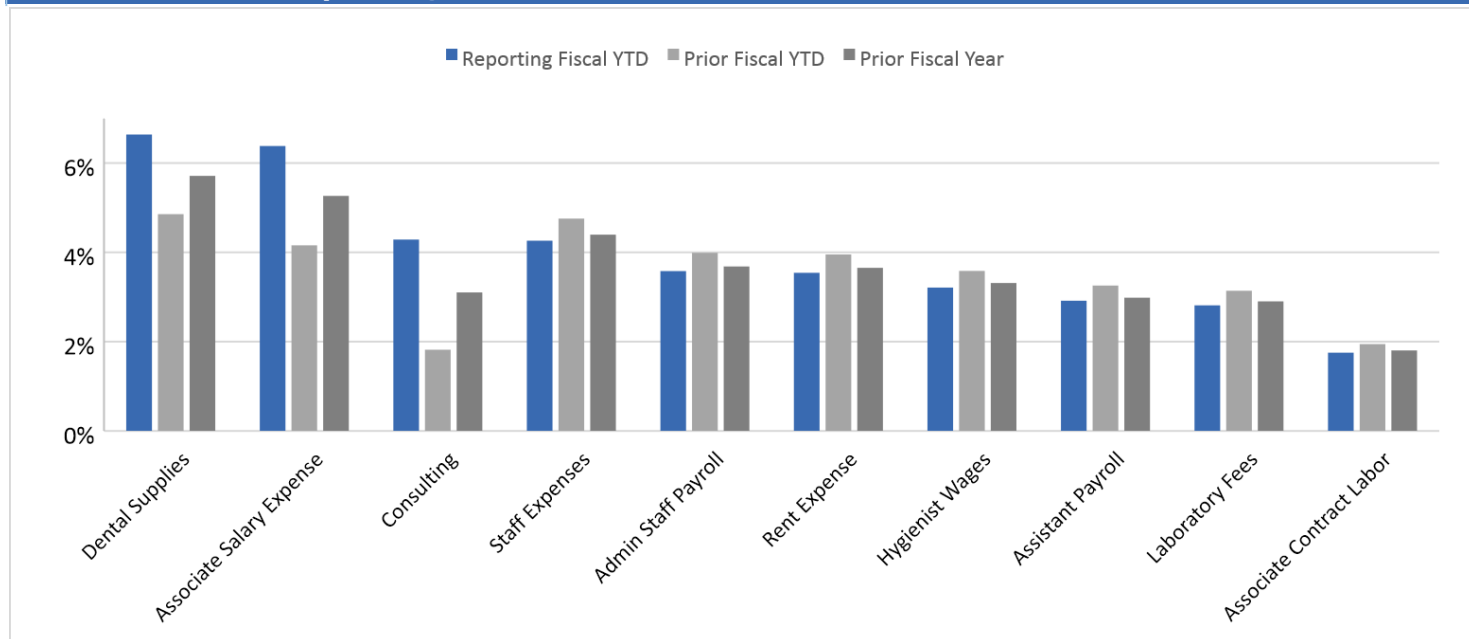


**Expense Analysis - Top 10 Expenses  
For The Period Ending: June 30, 2020**

**Reporting Fiscal YTD vs Prior FYTD vs Prior Fiscal Year**



Accounts	Expenses Reporting Fiscal YTD	% of Income Reporting Fiscal YTD *	% of Income Prior Fiscal YTD	% of Income Prior Fiscal Year
Dental Supplies	\$171,063	6.6%	4.9%	5.7%
Associate Salary Expense	\$164,425	6.4%	4.2%	5.3%
Consulting	\$110,446	4.3%	1.8%	3.1%
Staff Expenses	\$109,804	4.3%	4.8%	4.4%
Admin Staff Payroll	\$92,262	3.6%	4.0%	3.7%
Rent Expense	\$91,248	3.5%	4.0%	3.7%
Hygienist Wages	\$82,758	3.2%	3.6%	3.3%
Assistant Payroll	\$75,168	2.9%	3.3%	3.0%
Laboratory Fees	\$72,490	2.8%	3.1%	2.9%
Associate Contract Labor	\$45,165	1.8%	1.9%	1.8%
<b>Total</b>	<b>\$1,014,830</b>	<b>39.4%</b>	<b>35.5%</b>	<b>36.8%</b>

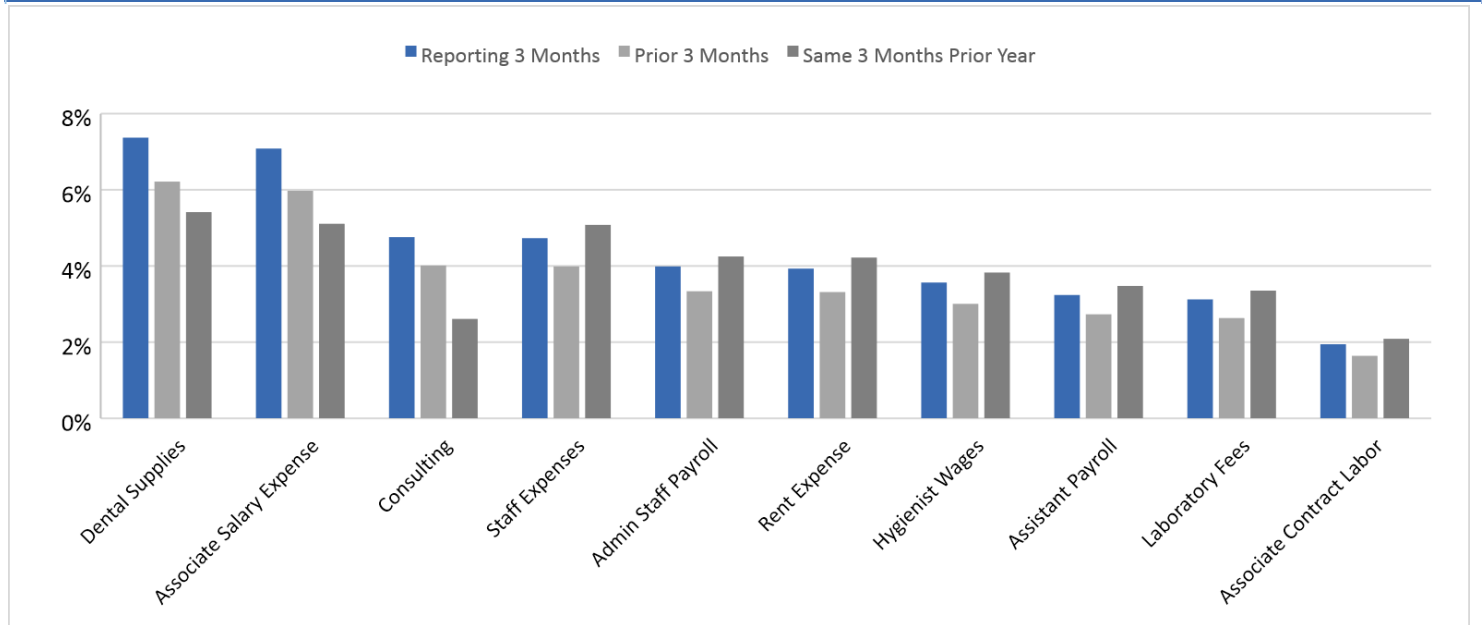
\* Red indicates values greater than the prior period, green is less than or equal to

**ENTITIES IN THIS REPORT**

AA GL - Apple Family Dental

**Expense Analysis - Top 10 Expenses  
For The Period Ending: June 30, 2020**

**Reporting 3 Months vs Prior 3 Months vs Same 3 Months Prior Year**



Accounts	Expenses Reporting 3 Months	% of Income Reporting 3 Months *	% of Income Prior 3 Months	% of Income Same 3 Months Prior Year
Dental Supplies	\$95,035	7.4%	6.2%	5.4%
Associate Salary Expense	\$91,347	7.1%	6.0%	5.1%
Consulting	\$61,359	4.8%	4.0%	2.6%
Staff Expenses	\$61,002	4.7%	4.0%	5.1%
Admin Staff Payroll	\$51,435	4.0%	3.3%	4.2%
Rent Expense	\$50,693	3.9%	3.3%	4.2%
Hygienist Wages	\$45,977	3.6%	3.0%	3.8%
Assistant Payroll	\$41,760	3.2%	2.7%	3.5%
Laboratory Fees	\$40,272	3.1%	2.6%	3.4%
Associate Contract Labor	\$25,092	1.9%	1.6%	2.1%
<b>Total</b>	<b>\$563,973</b>	<b>43.7%</b>	<b>36.9%</b>	<b>39.4%</b>

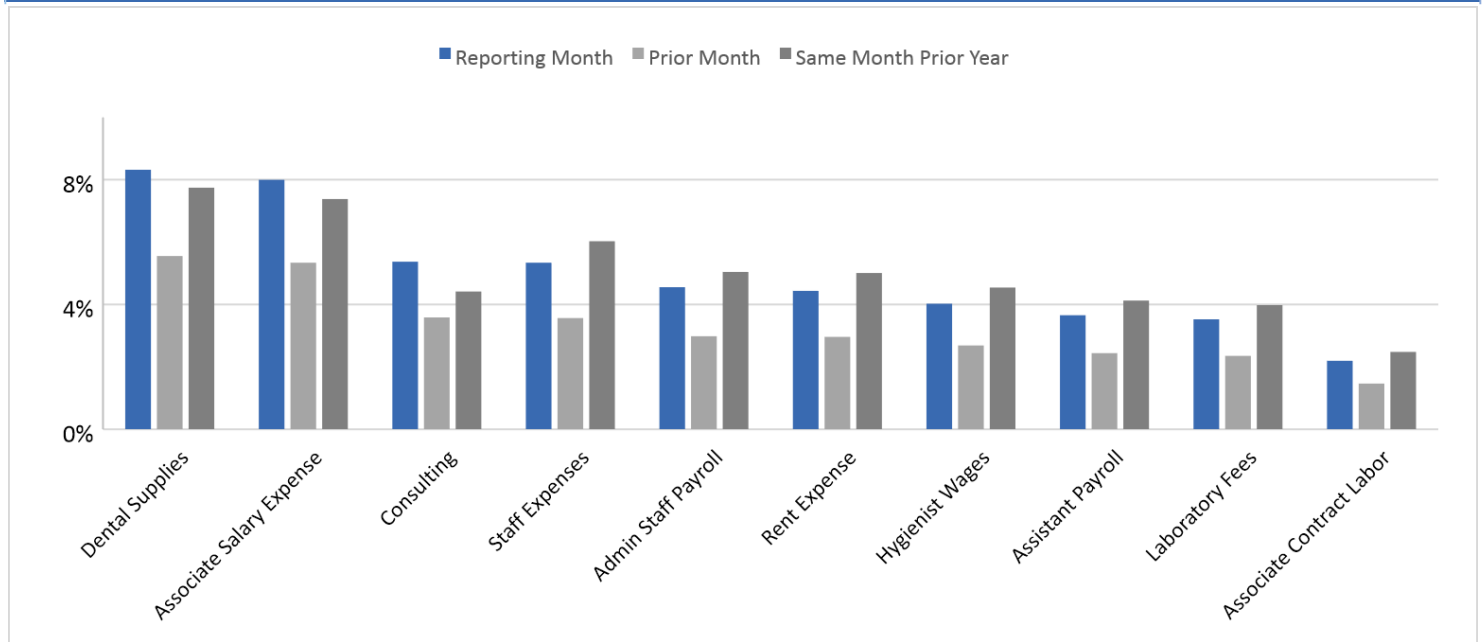
\* Red indicates values greater than the prior period, green is less than or equal to

**ENTITIES IN THIS REPORT**

AA GL - Apple Family Dental

**Expense Analysis - Top 10 Expenses  
For The Period Ending: June 30, 2020**

**Reporting Month vs Prior Month vs Same Month Prior Year**



Accounts	Expenses Reporting Month	% of Income Reporting Month *	% of Income Prior Month	% of Income Same Month Prior Year
Dental Supplies	\$38,014	8.3%	5.6%	7.7%
Associate Salary Expense	\$36,539	8.0%	5.3%	7.4%
Consulting	\$24,544	5.4%	3.6%	4.4%
Staff Expenses	\$24,401	5.3%	3.6%	6.0%
Admin Staff Payroll	\$20,815	4.6%	3.0%	5.0%
Rent Expense	\$20,277	4.4%	3.0%	5.0%
Hygienist Wages	\$18,391	4.0%	2.7%	4.5%
Assistant Payroll	\$16,704	3.7%	2.4%	4.1%
Laboratory Fees	\$16,109	3.5%	2.4%	4.0%
Associate Contract Labor	\$10,037	2.2%	1.5%	2.5%
<b>Total</b>	<b>\$225,830</b>	<b>49.4%</b>	<b>32.9%</b>	<b>50.7%</b>

\* Red indicates values greater than the prior period, green is less than or equal to

**ENTITIES IN THIS REPORT**

AA GL - Apple Family Dental